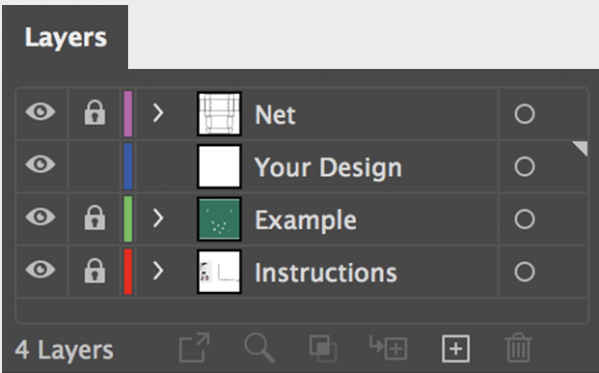



sticker -rectangle

Step-by-Step

1. Please get familiar with our tips and layer system listed below.
2. Please place your artwork on the 'Your Design' layer. Hide the Bundle 'Example' layer by clicking the eye.
3. We would recommend to export your file as a standard Adobe PDF/X-1a2001 standard.
4. Once complete, upload your PDF to our website in the checkout.



Process



Four Colour

Use any CMYK combination.
We don't use Pantone colours.



High-Res Images

Please ensure all images are CMYK and 300dpi.



Outlines

Convert all type to outlines before exporting your artwork.



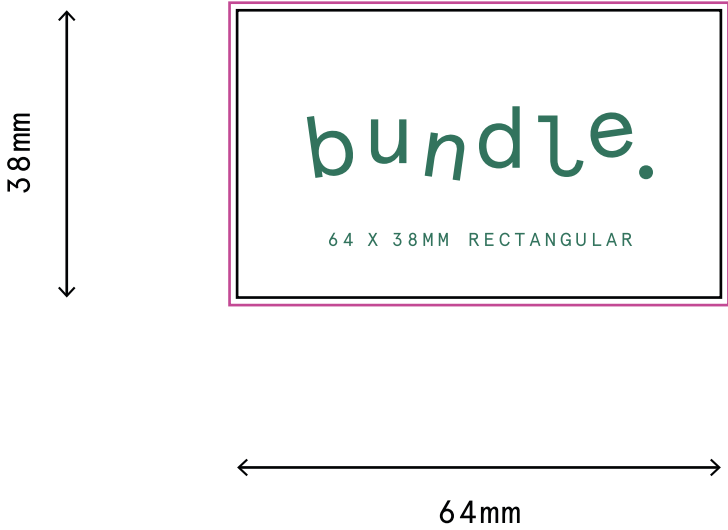
2mm Bleed

Our recommended bleed size is 2mm from the cut lines.



Export to PDF

Export your design as Adobe PDF/X-1a2001 standard.



bundle.